

PROGRESS 209a PARTS LIST

Cast Iron Parts

P-301	Base
P-302	Leg
P-303	Cast iron cook top
P-307	Top
P-309	Back
P-310	Front
P-311	Fettle/ Andirons
P-313-R	Right side doorframe
P-313-L	Left side doorframe
P-314	Door
P-315	Door stone retainer
P-316	Door latch
P-318-A	Bottom fill plate
P-319	Ash grate
P-320	Left air channel
P-321	Right air channel
P-322	Fireback dome (kettle)
P-323	Front air manifold/ wash
P-324	Stone retainer – non-door side
P-325	Catalyst base – bypass plate
P-326	Catalyst top
P-327S	Bypass door
P-329	Fall-Away Handle
P-330	Corner
P-331	Flue cover plate
P-332	Flue collar
P-333	Escutcheon

All cast iron parts designed by Woodstock Soapstone Company

Steel/Sheet Metal Parts

K-533-	Stainless Steel Catalyst 2.5H" x 17"L x 2.5"D x 49 cpsi
W-312	Window clips
P-318B	Bottom Heat Shield, fill plate type
K-334a	Air Damper Assembly

P-353P	Stone edge liner
P-363	Fireback
P-364L	Left side fireback retainer
P-364-R	Right side fireback retainer
P-364-B	Fireback retainer, back edge
P-365	Front over glass
P-366	Front under glass
P-367	Left side – non-door style
P-368	Left side – door style
P-369	Right side – door style
P-370	Right side – non-door style
P-371	Bypass hold down
P-372	Bypass lift guide
P-374	Bypass activation shaft
P-375	Bypass handle
P-376	Rear stone retainer
P-377	Int. Corner stone retainer
P-378	Top heat shield
P-386	Damper knob
P-387	Door ring handle
K-388	Top stone medallion
P-390	Door handle spacer
P-391	Cook top handle

All steel parts manufactured by Woodstock Soapstone Company

Soapstone Parts

	#pcs
P-347	Int. front corner 2
P-348	Int. right rear corner 2
P-350	Ext. full side 1
P-351	Ext. over-the-door 1
P-352a	Ext. over-the-front 1
P-352b	Ext. under-the-front 1
P-353	Top stone 1
P-354	Corner 4
P-355	Ext. door 1

P-356a	Int. upper side (front)	1
P-357a	Int. upper side (rear)	1
P-358	Int. bricks	8
P-359	Int. back (middle)	1
P-360	Int. under-the-door	1
P-361	Top stone ctr.	1
P-361L	Top stone left	1
P-361R	Top stone right	1

All soapstone parts cut and fabricated by Woodstock Soapstone Company

Other:

P-2500	UL/EPA Cert label
P-2491	Ash door caution label
P-2472	Tie rod for PH
P-2802	Pallet for PH
P-385E	Window glass
P-385E-IR	Int. glass
10"	Probe Thermometer
	Surface Thermometer

Ash pan assembly:

P-335	Ash pan
P-336	Ash pan cover
P-337	Ash pan holder
P-338	Ash door inner
P-339	Ash door outer
P-340	Ash door handle
P-341	Ash box bottom heat shield

Rear heat shield assembly:

K-384	Rear heat kit
-------	---------------

Commonly Replaced Gaskets

<u>Part #</u>	<u>Desc.</u>	<u>Location</u>	<u>Density</u>
21050	.187 Round	Behind Air Damper Assembly	LD2
21085	.250 Round	Catalytic Combustor Seal	LD2 density
21085	.375 MX Round	Under Cooktop (P-303)	LD2 density
21085	.250 Round	Flue Cover Plate	LD2 density
21085	.250 Round	Flue Collar	LD2 density
21085	.250 Round	Under Bypass Door	LD2 density
21063	.500G Round	Loading Door Gasket	LD1 density
21158	.500G Round	Ash door inside	LD1 density

MODEL 209a SOAPSTONE GUIDE				
		THICKNESS	HEIGHT	WIDTH
EXTERIOR SOAPSTONE				
W-350	FULL SIDE	0.75	20.396	13.039
W-351	OVER DOOR	0.75	5.458	13.039
W-352a	OVER FRONT	0.75	3.296	20.539
W-352b	UNDER FRONT	0.75	3.075	20.539
W-353	TOP	1.125	12.494	22.958
W-354	CORNER (4)	0.75	20.396	3.092
INTERIOR SOAPSTONE				
W-355	DOOR	0.75	9.64	7.51
W-356a	UPPER SIDE FRONT	1.125	5.868	5.84
W-357a	UPPER SIDE REAR	1.125	4.304	6.984
W-358	BRICKS (8)	1.125	8.535	3.2
W-359	BACK MIDDLE	1.125	8.535	5.7
W-360	UNDER DOOR	1.125	2.22	12.85


BOTTOM HEAT SHIELD DIAGRAM



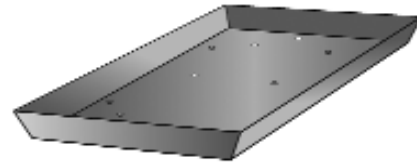
NOTE: The fill plate must be installed inside the firebox before the bottom heat shields are attached.




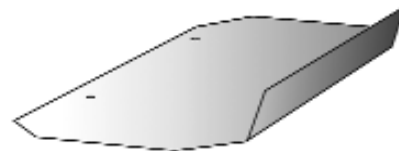
Bottom fill plate
P-318



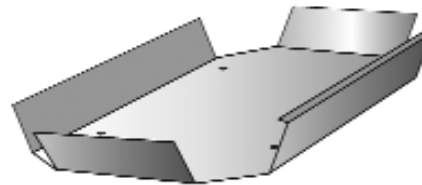
Shield #1
P-318b



Shield #2
P-318c




Shield #3
P-318d

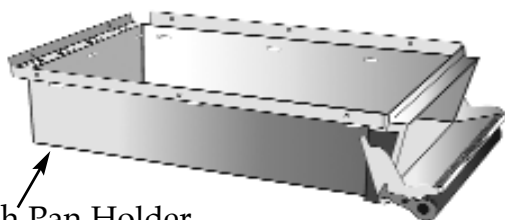


Detailed instructions and hardware are included with the bottom heat shield kit. If you have any installation questions, please call us toll free at 1-800-866-4344

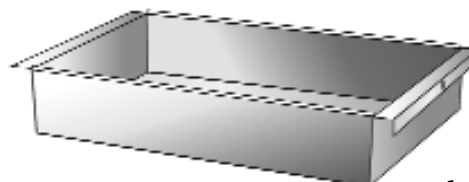
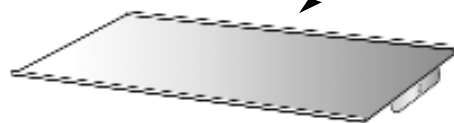
ASH PAN DIAGRAM



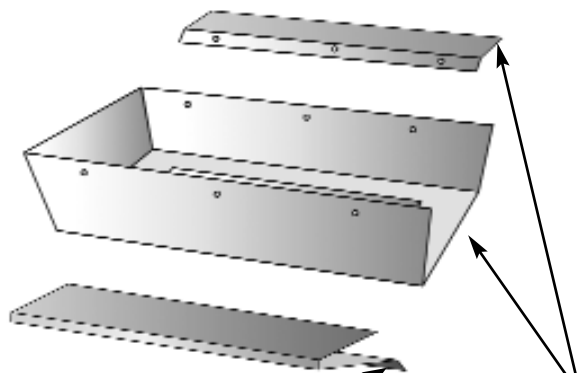
Ash Pan Cover
P-336



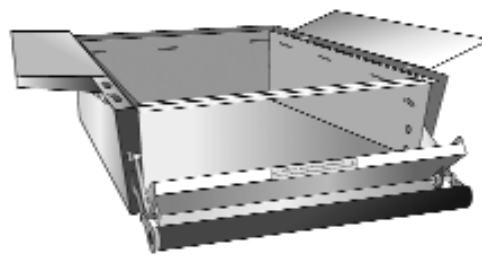
Ash Pan Holder
P-337



Ash Pan
P-335



Ash box bottom
heat shield
P-341



Detailed instructions and hardware are included with the ash pan kit. If you have any installation questions, please call us toll free at 1-800-866-4344